

Product data sheet

Characteristics

ZB5AVG5

Harmony XB5, Light block with body/fixing collar, plastic, orange, integral LED, 110...120 V AC



Product availability: Stock - Normally stocked in distribution facility

Price*: 57.00 USD



Main

Range of product	Harmony XB5
Product or component type	Complete body/light block assembly
Device short name	ZB5
Fixing collar material	Plastic
Sale per indivisible quantity	1
Connections - terminals	Screw clamp terminals, $\leq 2 \times 1.5 \text{ mm}^2$ with cable end EN 60947-1 Screw clamp terminals, $\geq 1 \times 0.22 \text{ mm}^2$ without cable end EN 60947-1
Light source	Protected LED
Bulb base	Integral LED
Light source colour	Orange

Complementary

CAD overall width	1.18 In (30 mm)
CAD overall height	1.65 In (42 mm)
CAD overall depth	1.26 In (32 mm)
Terminals description ISO n°1	(X1-X2)PL
Net Weight	0.05 Lb(US) (0.022 kg)
Tightening torque	7.08...10.62 Lbf.In (0.8...1.2 N.m) EN 60947-1
Shape of screw head	Cross Philips no 1 Cross pozidriv No 1 Slotted flat $\varnothing 4 \text{ mm}$ Slotted flat $\varnothing 5.5 \text{ mm}$
[Ui] rated insulation voltage	600 V 3)EN 60947-1
[Uimp] rated impulse withstand voltage	6 KV EN 60947-1
Signalling type	Steady
[Us] rated supply voltage	110...120 V AC 50/60 Hz
Current consumption	14 mA
Service life	100000 H at rated voltage and 25 °C
Surge withstand	1 KV IEC 61000-4-5
Device presentation	Basic sub-assemblies

Environment

Protective treatment	TH
Ambient air temperature for storage	-40...158 °F (-40...70 °C)
Ambient air temperature for operation	-40...158 °F (-40...70 °C)
Electrical shock protection class	Class II IEC 60536
Standards	UL 508 EN/IEC 60947-5-4 CSA C22.2 No 14 EN/IEC 60947-5-1 EN/IEC 60947-1 JIS C8201-5-1 JIS C8201-1
Product certifications	LROS (Lloyds register of shipping) UL Listed GL DNV BV CSA
Vibration resistance	5 gn 2...500 Hz)IEC 60068-2-6
Shock resistance	30 gn 18 ms) half sine wave acceleration IEC 60068-2-27 50 gn 11 ms) half sine wave acceleration IEC 60068-2-27
Resistance to fast transients	2 KV IEC 61000-4-4
Resistance to electromagnetic fields	9.14 V/M (10 V/m) IEC 61000-4-3
Resistance to electrostatic discharge	6 KV on contact (on metal parts) IEC 61000-2-6 8 KV in free air (in insulating parts) IEC 61000-2-6
Electromagnetic emission	Class B IEC 55011

Ordering and shipping details

Category	22469 - PUSHBUTTON,22MM ACCESSORIES-NEW
Discount Schedule	CS2
GTIN	03389110907919
Nbr. of units in pkg.	1
Package weight(Lbs)	0.71 Oz (20 g)
Returnability	Yes
Country of origin	FR

Packing Units

Unit Type of Package 1	PCE
Package 1 Height	2.36 In (6 cm)
Package 1 width	1.42 In (3.6 cm)
Package 1 Length	2.13 In (5.4 cm)
Unit Type of Package 2	BB1
Number of Units in Package 2	5
Package 2 Weight	3.92 Oz (111 g)
Package 2 Height	2.28 In (5.8 cm)
Package 2 width	10.43 In (26.5 cm)
Package 2 Length	1.34 In (3.4 cm)
Unit Type of Package 3	S02
Number of Units in Package 3	100
Package 3 Weight	5.65 Lb(US) (2.562 kg)
Package 3 Height	5.91 In (15 cm)
Package 3 width	11.81 In (30 cm)
Package 3 Length	15.75 In (40 cm)

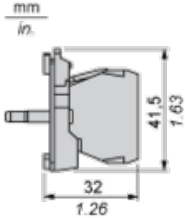
Offer Sustainability

Sustainable offer status	Green Premium product
California proposition 65	WARNING: This product can expose you to chemicals including: Lead and lead compounds, which is known to the State of California to cause cancer and birth defects or other reproductive harm. For more information go to www.P65Warnings.ca.gov
REACH Regulation	REACH Declaration
REACH free of SVHC	Yes
EU RoHS Directive	Pro-active compliance (Product out of EU RoHS legal scope) EU RoHS Declaration
Mercury free	Yes
RoHS exemption information	Yes
China RoHS Regulation	China RoHS Declaration
Environmental Disclosure	Product Environmental Profile
Circularity Profile	End Of Life Information
WEEE	The product must be disposed on European Union markets following specific waste collection and never end up in rubbish bins.

Contractual warranty

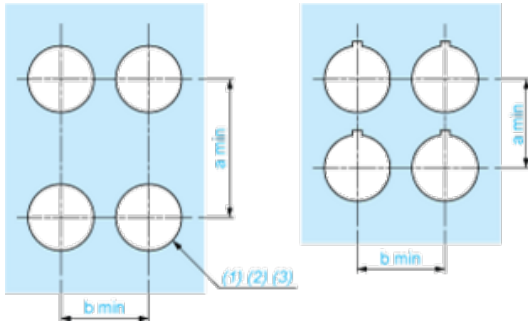
Warranty	18 months
----------	-----------

Dimensions



Panel Cut-out for Pushbuttons, Switches and Pilot Lights (Finished Holes, Ready for Installation)

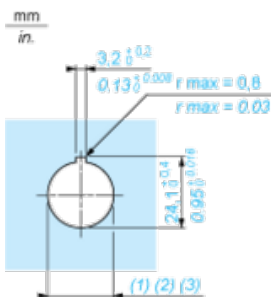
Connection by Screw Clamp Terminals or Plug-in Connectors or on Printed Circuit Board



- (1) Diameter on finished panel or support
- (2) For selector switches and Emergency stop buttons, use of an anti-rotation plate type ZB5AZ902 is recommended.
- (3) $\varnothing 22.5$ mm recommended ($\varnothing 22.3 \text{ }_0^{+0.4}$) / $\varnothing 0.89$ in. recommended ($\varnothing 0.88 \text{ in. }_0^{+0.016}$)

Connections	a in mm	a in in.	b in mm	b in in.
By screw clamp terminals or plug-in connector	40	1.57	30	1.18
By Faston connectors	45	1.77	32	1.26
On printed circuit board	30	1.18	30	1.18

Detail of Lug Recess



- (1) Diameter on finished panel or support
- (2) For selector switches and Emergency stop buttons, use of an anti-rotation plate type ZB5AZ902 is recommended.
- (3) $\varnothing 22.5$ mm recommended ($\varnothing 22.3 \text{ }_0^{+0.4}$) / $\varnothing 0.89$ in. recommended ($\varnothing 0.88 \text{ in. }_0^{+0.016}$)

Product Life Status : **Commercialised**